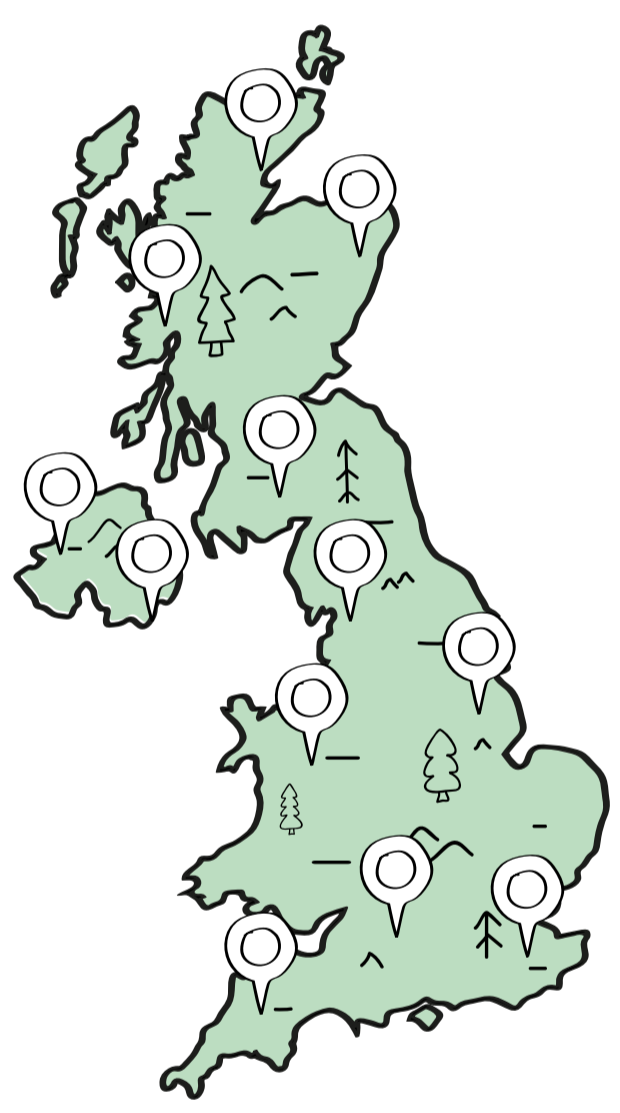


EC CHAMPIONS



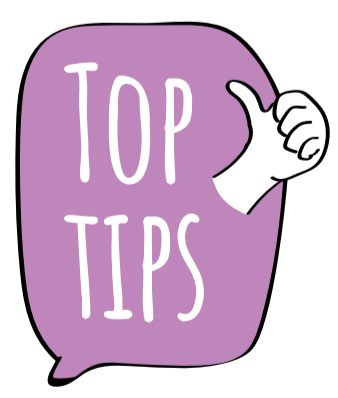
GROUNDS



DID YOU KNOW?

There are 46 location-based Wildlife Trusts in the UK, encouraging everyone – including schools – to take meaningful action for nature.

The aim is for wildlife and natural habitats to play a valued role in addressing the world's climate and ecological emergencies.



Encourage wildlife in your school grounds by:

- Looking after existing (or planting new) flowers, shrubs and trees
- Letting the grass grow (in certain areas) to encourage wild flowers, bees and other insects
- Providing water, with a pond or a large pot or other container
- Building log and rock piles for insects, reptiles and amphibians




GROUNDS



CHOICE 1

Create a natural area for wild flowers, insects and animals. Record the different species you can see before making the new area, then compare it to what you can see now.



CHOICE 2

Make seeds bombs, grow vegetables, plant sunflower seeds and monitor the growth. Is your area attracting more bees and other wildlife?



TOP TIPS



How to make a seed bomb: <https://www.wildlifetrusts.org/actions/how-make-seed-bomb>

Other tips for gardening at school:

<https://schoolgardening.rhs.org.uk/resources/info-sheet/encouraging-wildlife-in-your-school-garden>

How to help the bees: <https://www.bumblebeeconservation.org>

HERE'S THE EVIDENCE!

- ➔ Upload some photos or a video of the activity and add a link.
- ➔ Or share some other evidence of what you did.



For more more info and inspirational resources, visit
drax.com/resources/educational-resources



drax